

Walking Into Worship

Arlen Salte

Choosing Songs For Worship Leading:

1. Should reflect congregational concerns as discussed with the pastor in advance and through seeking God in prayer
2. We cannot afford the 'shotgun' approach.
3. Sets up and reinforces the Pastor's message.
4. Don't be trapped in a rut. There are a wealth of themes to choose from:
5. Balance between 'Objective' and 'Subjective' lyrics
6. Who the Song is Directed To
7. Stylistic Variation
8. Make sure that all the songs are theologically accurate.
9. Singability
 - ◆ Teachable melody
 - ◆ Not too wide a range or difficult intervals
 - ◆ Lends itself well to modulations (key changes) - if applicable
 - ◆ Does the congregation remain on too many high notes for too long?
 - ◆ What is the 'peak' or 'highest' melody note - can it be sung by the average singer (Generally, the best range for men is B3 to C#4 and for women it's B4 to C#5)
 - ◆ Reserve the more challenging songs as you move into worship. Get people comfortable and confident first by placing the easier and better known songs in the beginning.
 - ◆ Will harmonies be pushed too high or too low?
 - ◆ Be cautious of melodies that 'noodle' aimlessly and never rest on a defined musical 'hook' that can be picked up easily.

New Creation Ministries
PO Box 80010, Broadmoor Postal Outlet
Sherwood Park, AB, Canada T8A3Z7
Phone 780-417-5082 • Fax 780-417-5093

info@new-creation.net

www.new-creation.net

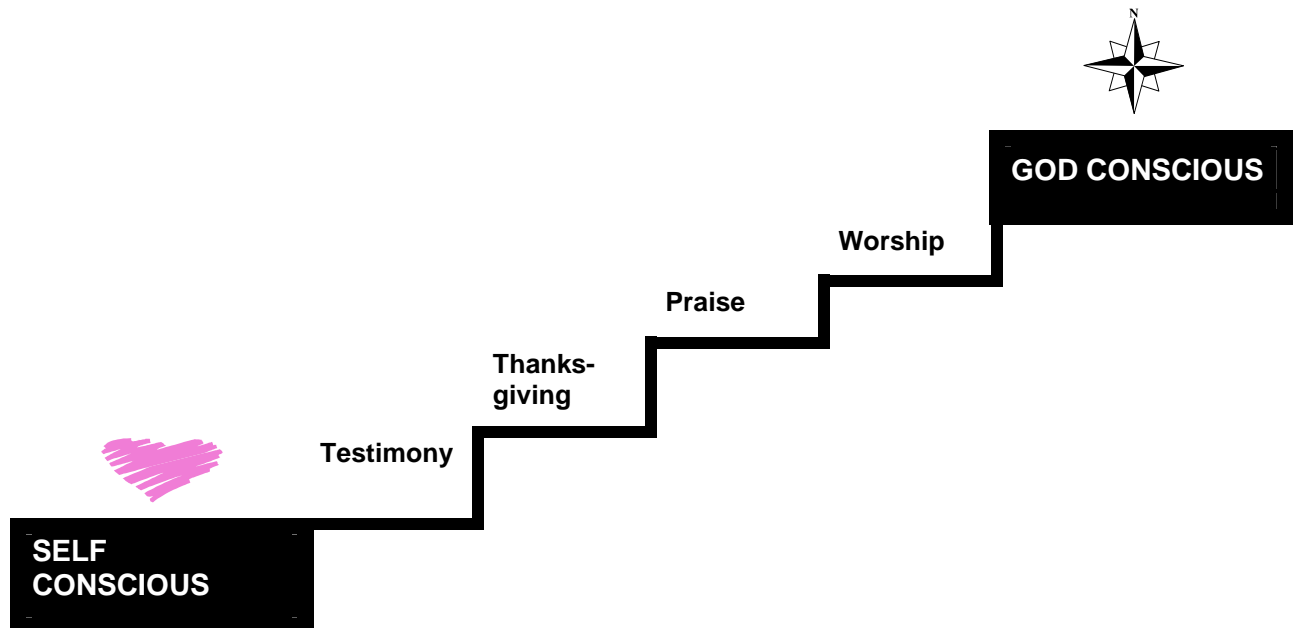
© Arlen Salte 2001 – All right reserved

Please contact us for more information on New Creation Ministries and Break Forth Ministries. Check out our many resources, workshops and conferences: www.new-creation.net.

B. Worship Song Progressions

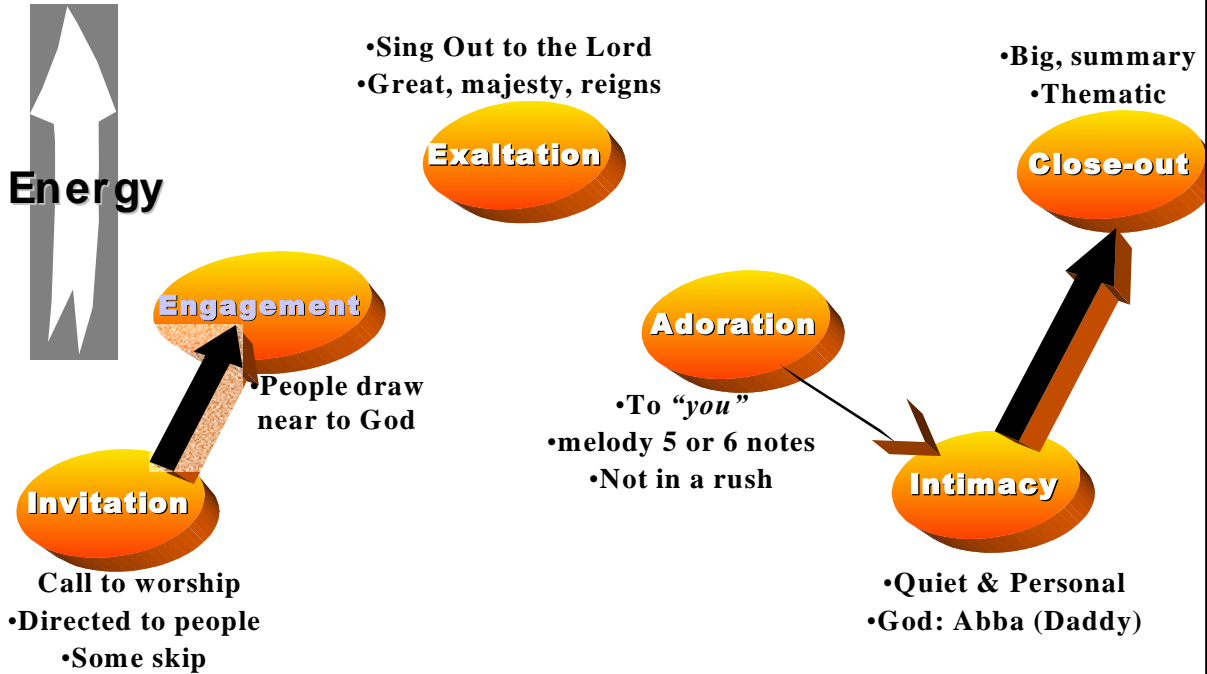
"Singing should not be considered an end in itself. But people have to be led from the natural to the spiritual and from the expressions of self-needs to an expression of spirit-worship. This is the task of the song leader. If he succeeds, he will be a leader of worshipers more than a leader of songs." - Judson Cornwall.

The Four Step Approach



- A. Begin where the people are at by singing songs of _____.
- B. Gently move the congregation into songs of _____ for His past favours. This is a concentration on what God has done.
 - Move them from a consciousness of what has been done in and for **them** (testimony songs) to **who** did it in and through them (thanksgiving).
 - Joyful, never mournful
 - Songs of Testimony and Thanksgiving are often the same.
- C. Move people from songs of thanksgiving for past favours to songs of _____ for who He is today, His present mercy, His character, Higher and more intimate concepts of God.
 - The closer we move to the goal of mature worship, the more the songs will be concerned with God Himself, and less of ourselves. *"He must become greater and greater, and I must become less and less."* (John 3:30)
- D. Move people to a mature, deep _____. Another description is to "bask in the presence of God." There is a deep sense of our need for God. We're in awe of who He is. Often, the songs at this point use more simple words to allow for **Christian** meditation. Be delicate in breaking the sensitivity of this moment. It's a special time of healing and restoration.

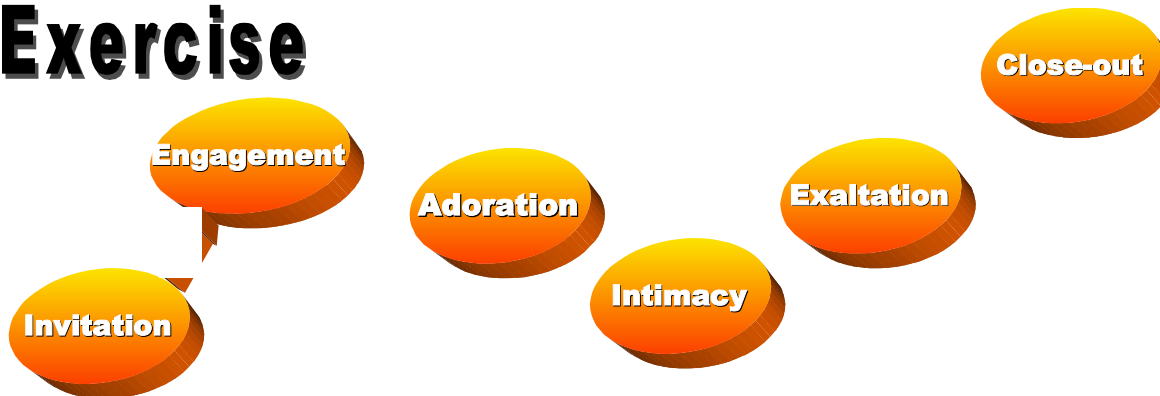
Wimber Model



Salte Model



Exercise



D. Planning Services

Making Service Order

1. Make list of possible songs in the theme you want to focus on.
2. Choose one worship song to start .
3. Choose your target song - worship song at end of Praise Medley
4. Choose final song of service
5. Fill in songs between
6. Plan musical transitions between songs
- 7 Choose other songs in service
8. Plan spoken song introductions.

When a service is planned make sure that a flow chart goes to each musician and sound person to know what's coming next. The following is an example:

Order of Worship

October 17, 1999

Prelude - Lord I Lift Your Name On High 2 x thru, xtra chorus, tag
Melissa solo on 1st verse

Good to Me 3x thru Flute introduction

God is So Good 4 vs.

*Musicians remain

Welcome/Announcements - Pastor

Opening Prayer – Tim Johnson (keyboard music underneath)

Praise Medley I Will Enter His Gates (key of E) 2x thru, a cappella ch, ch Drum/bass intro

Lord I Lift Your Name On High (G) 2 x thru Melissa solo in 1st verse

Good to Me (key of G) 3 x thru, tag Flute intriduction

I Love You Lord (G) 3 x John solo 1st verse

Children's Message/Drama: Pastor

Special: Drama

Reading of the Lessons: Mildred Kraus (come to the mic as the drama is finishing)

Song Before Sermon Open Our Eyes Lord 2 x

** Band come forward as the lesson is just finishing

Message

Response Song Create In Me A Clean Heart 3x

* Band come forward quietly as Pastor closes in prayer

Confession of Faith: On overhead

Offering Give Thanks – repeat until offering completed

Prayers: Pastor

Closing Song O Give Thanks (2 x thru, xtra chorus)

Benediction

Postlude O Give Thanks (instrumental version) * sax solos

New Creation Ministries
PO Box 80010, Broadmoor Postal Outlet
Sherwood Park, AB, Canada T8A3Z7
Phone 780-417-5082 • Fax 780-417-5093

info@new-creation.net

www.new-creation.net

© Arlen Salte 2001 – All right reserved

Please contact us for more information on New Creation Ministries and Break Forth Ministries. Check out our many resources, workshops and conferences: www.new-creation.net.